

# Saffron Shawl

(based on the shawl in Firefly “Our Mrs. Reynolds” episode)

By Cirsiium Crochet



**This pattern uses US terminology**

## Abbreviations

Chain- ch

Chain space- Ch-sp

US Double Crochet- dc

Double crochet 3 together- Dc3tog

## Materials

Willow Yarns Daily Tweeds DK: 2 skeins = 568.0 yards (519.4 meters), 200 grams in Ancient Jasper; or 568 yds similar DK weight yarn

5.5mm/I hook or size needed to get gauge (although, gauge is not really essential)

Scissors, blunt tip needle for weaving in ends, stitch marker

## Size

Size is completely adjustable by changing the weight of the yarn, size of the hook, or working fewer/more rows of the pattern. Sample shown in the photo is blocked to be 74” across the shoulders and 31” deep. You can use worsted weight yarn with a 6.5mm/K hook and stop anywhere after row 15 for a quick project.

## Gauge

Pattern is a two-row repeat. In the sample shown, blocked distance between one dc3tog to the next is 5.5”; Blocked length of 6 rows (3 repeats) is 5”; **however**, gauge is not essential to this project. I tried to closely approximate the size of the shawl in the TV show, but you can customize this to your own personal taste and preference.

## Special Stitch

Dc3tog- (yarn over, insert hook into indicated stitch or chain-space, yarn over, pull loop through, yarn over, pull through two loops on hook) three times, yarn over, pull through all loops remaining on hook.

## Notes

\*On odd rows, beginning after Row 4, dc3tog's are worked with the first leg in a ch2-sp, the second leg in the previous row's dc3tog, and the third leg is in the next ch2-sp, unless otherwise indicated in the pattern.

\*On even rows, dc3tog's are worked with the first leg in a dc, the second leg is worked in the top of the previous rows' dc3tog, and the third leg is in the next dc, unless otherwise indicated in the pattern.

\*Do not work the Ch3 start chains too tightly. Do **not** substitute the Ch3's with a Ch2—you will need extra stretch to help block the neckline straight. If you tend to Ch3 tightly, work a Ch4 instead. Do not worry about the neckline Ch3's looking 'sloppy.' You will be working over these stitches with a linen stitch edging that will help clean it up and give structure and support to the row ends.

## Main body

Foundation Row Chain 47

Row 1 Double crochet in 4<sup>th</sup> chain from hook (first 3 chains count as 1 dc), dc in each of next 20 chs, 3 dc in next ch—mark 2<sup>nd</sup> of these dc's as center/apex—dc in each of next 22 chs. Turn. (47 dc)

Row 2 Ch3, 2dc in first dc, ch2, sk 2 sts, (dc, ch3, dc) in next st, (ch2, sk 2 sts, dc in next st) two times, ch2, sk 2 sts, dc3tog, (ch2, sk 2 sts, dc in next st) two times, ch2, sk 2 sts, (dc, ch3, dc, ch3, dc) all in center/apex st, (ch2, sk 2 sts, dc in next st) two times, ch2, sk 2 sts, dc3tog, (ch2, sk 2 sts, dc in next st) two times, ch2, sk 2 sts, (dc, ch3, dc) in next st, ch2, sk 2 sts, 3 dc in last st. Turn. (21 dc, 2 dc3tog, 14 ch2-sps, 4 ch3-sps)

Row 3 Ch3, 2dc in first dc, dc in next 2 dc, 2dc in ch2-sp, dc in dc, (2dc, ch1, 2dc) in ch3-sp, dc in dc, (2dc in ch2-sp, dc in dc) two times, dc3tog, dc in dc, (2dc in ch2-sp, dc in dc) two times, 4 dc in ch3-sp, 3dc in center/apex st, 4dc in ch3-sp, dc in dc, (2dc in ch2-sp, dc in dc) two times, dc3tog, dc in dc, (2dc in ch2-sp, dc in dc) two times, (2dc, ch1, 2dc) in ch3-sp, dc in dc, 2dc in ch2-sp, dc in next 2 dc, 3dc in last st. Turn. (63 dc, 2 dc3tog, 2 ch1-sps)

Row 4 Ch3, 2dc in first dc, dc in next dc, (ch2, sk 2 sts, dc in next st) two times, ch2, sk 2 sts, (dc, ch3, dc) in ch1-sp, (ch2, sk 2 sts, dc in next st) two times, ch2, sk 2 sts, dc3tog, (ch2, sk 2 sts, dc in next st) two times, ch2, sk 2 sts, (dc, ch3, dc) in next st, ch2, sk 2 sts, (dc, ch3, dc, ch3, dc) all in center/apex st, ch2, sk 2 sts, (dc, ch3, dc) in next st, (ch2, sk 2 sts, dc in next st) two times, ch2, sk 2 sts, dc3tog, (ch2, sk 2 sts, dc in next st) two times, ch2, sk 2 sts, (dc, ch3, dc) in ch1-sp, (ch2, sk 2 sts, dc in next st) two times, ch2, sk 2 sts, dc in next st, 3dc in last st. Turn. (31 dc, 2 dc3tog, 20 ch2-sps, 6 ch3-sps)

Row 5 Ch3, 2dc in first dc, dc in next 3 dc, (2dc in ch2-sp, dc in dc) three times, (2dc, ch1, 2dc) in ch3-sp, dc in dc, (2dc in ch2-sp, dc in dc) two times, dc3tog, dc in dc, (2dc in ch2-sp, dc in dc) two times, (2dc, ch1, 2dc) in ch3-sp, dc in dc, 2dc in ch2-sp, dc in dc, 4dc in ch3-sp, 3dc in center/apex st, 4dc in ch3-sp, dc in dc, 2dc in ch2-sp, dc in dc, (2dc, ch1, 2dc) in ch3-sp, dc in dc, (2dc in ch2-sp, dc in dc) two times, dc3tog, dc in dc, (2dc in ch2-sp, dc in dc) two times, (2dc, ch1, 2dc) in ch3-sp, dc in dc, (2dc in ch2-sp, dc in dc) three times, dc in 2 dc, 3dc in last st. Turn. (93 dc, 2 dc3tog, 4 ch1-sps)

Row 6 Ch3, 2dc in first dc, ch2, sk 2 sts, dc in next st, ch2, sk 2 sts, dc3tog, [(ch2, sk 2 sts, dc in next st) two times, ch2, sk 2 sts, (dc, ch3, dc) in ch1-sp, (ch2, sk 2 sts, dc in next st) two times, ch2, sk 2 sts], dc3tog, repeat from [ to ] once more, ch2, sk 2 sts, dc in next st, ch2, sk 2 sts, (dc, ch3, dc, ch3, dc) all in center/apex st, ch2, sk 2 sts, dc in next st, [(ch2, sk 2 sts, dc in next

st) two times, ch2, sk 2 sts, (dc, ch3, dc) in ch1-sp, (ch2, sk 2 sts, dc in next st) two times, ch2, sk 2 sts, dc3tog] repeat from [ to ] one more time, ch2, sk 2 sts, dc in next st, ch2 sk 2 sts, 3 dc in last st. Turn. (37 dc, 4 dc3tog, 30 ch2-sps, 6 ch3-sps)

Row 7 Ch3, 2dc in first dc, dc in 2 dc, 2dc in ch2-sp, dc in dc, dc3tog, [dc in dc, (2dc in ch2-sp, dc in dc) two times, (2dc, ch1, 2dc) in ch3-sp, dc in dc, (2dc in ch2-sp, dc in dc) two times, dc3tog] repeat from [ to ] once more, sk 1dc, 4dc in ch3-sp, 3dc in center/apex st, 4dc in ch3-sp, sk 1 dc, dc3tog, repeat from [ to ] two times, dc in dc, 2dc in ch2-sp, dc in 2 dc, 3dc in last st. Turn. (99 dc, 6 dc3tog, 4 ch1-sps)

Row 8 Ch3, 2dc in first dc, ch2, dc in next dc, ch2, sk 2 sts, dc in next st, ch2, sk 2 sts, dc3tog, [(ch2, sk 2 sts, dc in next st) two times, ch2, sk 2 sts, (dc, ch3, dc) in ch1-sp, (ch2, sk 2 sts, dc in next st) two times, ch2, sk 2 sts, dc3tog] repeat from [ to ] once more, ch2, sk 2 sts, dc in next st, ch2, sk 1 st, (dc, ch3, dc, ch3, dc) all in center/apex st, ch2, sk 1 st, dc in next st, ch2, sk 2 sts, dc3tog in next st, then repeat from [ to ] two times, (ch2, sk 2 sts, dc in next st) two times, ch2, 3dc in last st. Turn. (39 dc, 6 dc3tog, 34 ch2-sps, 6 ch3-sps)

Row 9 Ch3, 2dc in first dc, dc in 2 dc, (2dc in ch2-sp, dc in dc) two times, dc3tog, [dc in dc, (2dc in ch2-sp, dc in dc) two times, (2dc, ch1, 2dc) in ch3-sp, dc in dc, (2dc in ch2-sp, dc in dc) two times, dc3tog] repeat from [ to ] once more, dc in dc, 2dc in ch2-sp, dc in dc, 4dc in ch3-sp, 3dc in center/apex st, 4dc in ch3-sp, dc in dc, 2dc in ch2-sp, dc in dc, dc3tog, then repeat from [ to ] two times, dc in dc, (2dc in ch2-sp, dc in dc) two times, dc in dc, 3dc in last st. (113 dc, 6 dc3tog, 4 ch1-sps)

Row 10 Ch3, 2dc in first dc, ch2, dc in next dc, (ch2, sk 2 sts, dc in next st) two times, ch2, sk 2 sts, dc3tog, [(ch2, sk 2 sts, dc in next st) two times, ch2, sk 2 sts, (dc, ch3, dc) in ch1-sp, (ch2, sk 2 sts, dc in next st) two times, ch2, sk 2 sts, dc3tog], repeat from [ to ] one more time, (ch2, sk 2 sts, dc in next st) two times, ch2, sk 2 sts, (dc, ch3, dc, ch3, dc) all in center/apex st, (ch2, sk 2 sts, dc in next st) two times, ch2, sk 2 sts, dc3tog, then repeat from [ to ] two times, (ch2, sk 2 sts, dc in next st) three times, ch2, 3 dc in last st. Turn. (43 dc, 6 dc3tog, 38 ch2-sps, 6 ch3-sps)

Row 11 Ch3, 2dc in first dc, dc in 2 dc, (2dc, ch1, 2dc) in ch2-sp, dc in dc, (2dc in ch2-sp, dc in dc) two times, dc3tog, [dc in dc, (2dc in ch2-sp, dc in dc) two times, (2dc, ch1, 2dc) in ch3-sp, dc in dc, (2dc in ch2-sp, dc in dc) two times, dc3tog], repeat from [ to ] once more, dc in dc, (2dc in ch2-sp, dc in dc) two times, 4 dc in ch3-sp, 3dc in center/apex st, 4dc in ch3-sp, dc in dc, (2dc in ch2-sp, dc in dc) two times, dc3tog, then repeat from [ to ] two times, dc in dc, (2dc in ch2-sp, dc in dc) two times, (2dc, ch1, 2dc) in ch1-sp, dc in 2 dc, 3dc in last st. Turn. (129 dc, 6 dc3tog, 6 ch1-sps)

Row 12 Ch3, 2dc in first dc, dc in next st, ch2, sk 2 sts, dc in next st, ch2, sk 2 sts, (dc, ch3, dc) in ch1-sp, (ch2, sk 2 sts, dc in next st) two times, ch2, sk 2 sts, dc3tog, [(ch2, sk 2 sts, dc in next st) two times, ch2, sk 2 sts, (dc, ch3, dc) in ch1-sp, (ch2, sk 2 sts, dc in next st) two times, ch2, sk 2 sts, dc3tog], repeat from [ to ] one more time, (ch2, sk 2 sts, dc in next st) three times, ch2, sk 2 sts, (dc, ch3, dc, ch3, dc) all in center/apex st, (ch2, sk 2 sts, dc in next st) three times, ch2, sk 2 sts, dc3tog, then repeat from [ to ] two times, (ch2, sk 2 sts, dc in next st) two times, ch2, sk 2 sts, (dc, ch3, dc) in ch1-sp, (ch2, sk 2 sts, dc in next st) two times, 3dc in last st. Turn. (51 dc, 6 dc3tog, 42 ch2-sps, 8 ch3-sps)

Row 13 Ch3, 2dc in first dc, dc in 3 dc, [(2dc in ch2-sp, dc in dc) two times, (2dc, ch1, 2dc) in ch3-sp, dc in dc, (2dc in ch2-sp, dc in dc) two times, dc3tog, dc in dc] repeat from [ to ] two more times, (2dc in ch2-sp, dc in dc) three times, 4dc in ch3-sp, 3dc in center/apex st, 4dc in ch3-sp, dc in dc, (2dc in ch2-sp, dc in dc) three times, dc3tog, dc in dc, then repeat from [ to ] two times, (2dc in ch2-sp, dc in dc) two times, (2dc, ch1, 2dc) in ch3-sp, dc in dc, (2dc, in ch2-sp, dc in dc) two times, dc in 2 dc, 3dc in last st. Turn. (149 dc, 6 dc3tog, 6 ch1-sps)

Row 14 Ch3, 2dc in first dc, ch2, sk 2 sts, dc3tog, [(ch2, sk 2 sts, dc in next st) two times, ch2, sk 2 sts, (dc, ch3, dc) in ch1-sp, (ch2, sk 2 sts, dc in next st) two times, ch2, sk 2 sts, dc3tog] repeat from [ to ] two more times, (ch2, sk 2 sts, dc in next st) two times, ch2, sk 2 sts, (dc, ch3, dc) in next st, ch2, sk 2 sts, dc in next st, ch2, sk 2 sts, (dc, ch3, dc, ch3, dc) all in center/apex st, ch2, sk 2 sts, dc in next st, ch2, sk 2 sts, (dc, ch3, dc) in next st, (ch2, sk 2 sts, dc in next st) two times, ch2, sk 2 sts, dc3tog, then repeat from [ to ] three times, ch2, sk 2 sts, 3dc in last st. Turn. (55 dc, 8 dc3tog, 48 ch2-sps, 10 ch-3 sps)

Row 15 Ch3, 2dc in first dc, dc in 2 dc, dc3tog, [\*dc in dc, (2dc in ch2-sp, dc in dc) two times, (2dc, ch1, 2dc) in ch3-sp, dc in dc, (2dc in ch2-sp, dc in dc) two times\*, dc3tog], repeat from [ to ] two more times, then repeat from \* to \* once, 4dc in ch3-sp, 3dc in center/apex st, 4dc in ch3-sp, then repeat from [ to ] four times, dc in 2 dc, 3dc in last st. Turn. (165 dc, 8 dc3tog, 8 ch1-sps)

Row 16 Ch3, 2dc in first dc, ch2, dc in next st, ch2, sk 2 sts, dc3tog, [(ch2, sk 2 sts, dc in next st) two times, ch2, sk 2 sts, (dc, ch3, dc) in ch1-sp, (ch2, sk 2 sts, dc in next st) two times\*, ch2, sk 2 sts, dc3tog] repeat from [ to ] two more times, then repeat from \* to \* once, (ch2, sk 2 sts, dc in next st) two times, ch2, sk 2 sts, (dc, ch3, dc, ch3, dc) all in center/apex st, (ch2, sk 2 sts, dc in next st) two times, then repeat [ to ] four times, ch2 sk 2 sts, dc in next st, ch2, 3dc in last st. Turn. (63 dc, 8 dc3tog, 56 ch2-sps, 10 ch3-sps)

Row 17 Ch3, 2dc in first dc, dc in 2 dc, 2dc in ch2-sp, dc in dc, dc3tog, [dc in dc, (2dc in ch2-sp, dc in dc) two times, (2dc, ch1, 2dc) in ch3-sp, dc in dc, (2dc in ch2-sp, dc in dc) two times, dc3tog], repeat from [ to ] three more times, dc in dc, 2dc in ch2-sp, dc in dc, 4dc in ch3-sp, 3dc in center/apex st, 4dc in ch3-sp, dc in dc, 2dc in ch2-sp, dc in dc, dc3tog, then repeat from [ to ] four times, dc in dc, 2dc in ch2-sp, dc in 2 dc, 3dc in last st. Turn. (179 dc, 10 dc3tog, 8 ch1-sps)

Row 18 Ch3, 2dc in first dc, ch2, dc in next st, ch2, sk 2 sts, dc in next st, ch2, sk 2 sts, dc3tog, [(ch2, sk 2 sts, dc in next st) two times, ch2, sk 2 sts, (dc, ch3, dc) in ch1-sp, (ch2, sk 2 sts, dc in next st) two times, ch2, sk 2 sts, dc3tog], repeat from [ to ] three more times, (ch2, sk 2 sts, dc in next st) two times, ch2, sk 2 sts, (dc, ch3, dc, ch3, dc) in center/apex st, (ch2, sk 2 sts, dc in next st) two times, ch2, sk 2 sts, dc3tog, then repeat [ to ] four times, (ch2, sk 2 sts, dc in next st) two times, ch2, 3dc in last st. Turn. (65 dc, 10 dc3tog, 60 ch2-sps, 10 ch3-sps)

Row 19 Ch3, 2dc in first dc, dc in 2 dc, (2dc in ch2-sp, dc in dc) two times, dc3tog, [dc in dc, (2dc in ch2-sp, dc in dc) two times, (2dc, ch1, 2dc) in ch3-sp, dc in dc, (2dc in ch2-sp, dc in dc) two times, dc3tog], repeat from [ to ] three times, dc in dc, (2dc in ch2-sp, dc in dc) two times, 4dc in ch3-sp, 3dc in center/apex st, 4dc in ch3-sp, dc in dc, (2dc in ch2-sp, dc in dc) two times, dc3tog, then repeat [ to ] four times, dc in dc, (2dc in ch2-sp, dc in dc) two times, dc in dc, 3dc in last st. Turn. (191 dc, 10 dc3tog, 8 ch1-sps)

Row 20 Ch3, 2dc in first dc, (dc, ch3, dc) in next dc, (ch2, sk 2 sts, dc in next st) two times, ch2, sk 2 sts, dc3tog, [(ch2, sk 2 sts, dc in next st) two times, ch2, sk 2 sts, (dc, ch3, dc) in ch1-sp, (ch2, sk 2 sts, dc in next st) two times, ch2, sk 2 sts, dc3tog], repeat from [ to ] three more times, (ch2, sk 2 sts, dc in next st) two times, ch2, sk 2 sts, (dc, ch3, dc) in next st, ch2, sk 2 sts, (dc, ch3, dc, ch3, dc) all in center/apex st, ch2, sk 2 sts, (dc, ch3, dc) in next st, (ch2, sk 2 sts, dc in next st) two times, ch2, sk 2 sts, dc3tog, then repeat [ to ] four times, (ch2, sk 2 sts, dc in next st) two times, ch2, sk 2 sts, (dc, ch3, dc) in next dc, 3dc in last st. Turn. (73 dc, 10 dc3tog, 62 ch2-sps, 14 ch3-sps)

Row 21 Ch3, 2dc in first dc, dc in 3 dc, (2dc, ch1, 2dc) in ch3-sp, dc in dc, (2dc in ch2-sp, dc in dc) two times, dc3tog, [dc in dc, (2dc in ch2-sp, dc in dc) two times, (2dc, ch1, 2dc) in ch3-sp, dc in dc, (2dc in ch2-sp, dc in dc) two times, dc3tog], repeat from [ to ] three more times, dc in dc, (2dc in ch2-sp, dc in dc) two times, (2dc, ch1, 2dc) in ch3-sp, dc in dc, 2dc in ch2-sp, dc in dc, 4 dc in ch3-sp, 3dc in center/apex st, 4 dc in ch3-sp, dc in dc, 2dc in ch2-sp, dc in dc, (2dc, ch1, 2dc) in ch3-sp, dc in dc, (2dc in ch2-sp, dc in dc) two times, dc3tog, then repeat [ to ] four times, dc in dc, (2dc in ch2-sp, dc in dc) two times, (2dc, ch1, 2dc) in ch3-sp, dc in 3 dc, 3dc in last st. Turn. (219 dc, 10 dc3tog, 12 ch1-sps)

Row 22 Ch3, 2 dc in first dc, ch2, sk 1 st, dc in next st, ch2, sk 2 sts, dc in next st, ch2, sk 2 sts, (dc, ch3, dc) in ch1-sp, (ch2, sk 2 sts, dc in next st) two times, ch2, sk 2 sts, dc3tog, [(ch2, sk 2 sts, dc in next st) two times, ch2, sk 2 sts, (dc, ch3, dc) in ch1-sp, (ch2, sk 2 sts, dc in next st) two times\*, ch2, sk 2 sts, dc3tog], repeat from [ to ] three more times, then repeat from \* to \* once, ch2, sk 2 sts, dc in next st, ch2, sk 2 sts, (dc, ch3, dc, ch3, dc) all in center/apex st, ch2, sk 2 sts, dc in next st, (ch2, sk 2 sts, dc in next st) two times, ch2, sk 2 sts, (dc, ch3, dc) in ch1-sp, (ch2, sk 2 sts, dc in next st) two times, ch2, sk 2 sts, dc3tog, then repeat [ to ] four times, then repeat from \* to \* once, ch2, sk 1 st, 3dc in last st. Turn. (83 dc, 10 dc3tog, 74 ch2-sp, 14 ch3-sp)

Row 23 Ch3, 2dc in first dc, dc in 2 dc, (2dc in ch2-sp, dc in dc) three times, (2dc, ch1, 2dc) in ch3-sp, dc in dc, (2dc in ch2-sp, dc in dc) two times, dc3tog, [dc in dc, (2dc in ch2-sp, dc in dc) two times, (2dc, ch1, 2dc) in ch3-sp, dc in dc, (2dc in ch2-sp, dc in dc) two times, dc3tog], repeat from [ to ] four more times, dc in dc, 4dc in ch3-sp, 3dc in center/apex st, 4dc in ch3-sp, dc in dc, dc3tog, then repeat from [ to ] five times, dc in dc, (2dc in ch2-sp, dc in dc) two times, (2dc, ch1, 2dc) in ch3-sp, dc in dc, (2dc in ch2-sp, dc in dc) three times, dc in dc, 3dc in last st. Turn. (243 dc, 12 dc3tog, 12 ch1-sp)

Row 24 Ch3, 2dc in first dc, ch2, sk 1 st, dc in next st, ch2, sk 2 sts, dc3tog, [(ch2, sk 2 sts, dc in next st) two times, ch2, sk 2 sts, (dc, ch3, dc) in ch1-sp, (ch2, sk 2 sts, dc in next st) two times, ch2, sk 2 sts, dc3tog], repeat from [ to ] five more times, ch2, sk 2 sts, dc in next st, ch2, sk 2 sts, (dc, ch3, dc, ch3, dc) all in center/apex st, ch2, sk 2 sts, dc in next st, ch2, sk 2 sts, dc3tog, repeat from [ to ] six times, ch2, sk 2 sts, dc in next st, ch2, sk 1 st, 3dc in last st. Turn. (85 dc, 14 dc3tog, 80 ch2-sp, 14 ch3-sp)

Row 25 Ch3, 2dc in first dc, dc in 2 dc, 2dc in ch2-sp, dc in dc, dc3tog, [dc in dc, (2dc in ch2-sp, dc in dc) two times, (2dc, ch1, 2dc) in ch1-sp, dc in dc, (2dc in ch2-sp, dc in dc) two times, dc3tog], repeat from [ to ] five more times, dc in dc, 2dc in ch2-sp, dc in dc, 4dc in ch3-sp, 3dc in center/apex st, 4dc in ch3-sp, dc in dc, 2dc in ch2-sp, dc in dc, dc3tog, repeat [ to ] six times, dc in dc, 2dc in ch2-sp, dc in 2 dc, 3dc in last st. (251 dc, 14 dc3tog, 12 ch1-sp)

If at this point you desire a larger shawl, continue working the increases at the edges and apex as already established in the pattern, and as you get enough stitches to add in the next dc3tog or (dc, ch3, dc) in the row's pattern repeat, add it in. Once a pattern repeat is established in the row, it stays the same throughout subsequent rows.

DO NOT FASTEN OFF! Turn work to begin working along the neckline.

### Neckline Edging- linen/moss/granite stitch

Row 1 Ch1, sc in the last dc from Row 25, (ch1, sc) two times in the row end sp, ch1, sc in the top of the ch3 start chain from Row 24, (ch1, sc) two times in the row end sp, continue to work the linen stitch evenly and loosely in this same manner across the entire top edge of the shawl. Working a sc in the dc's and tops of the ch3's helps to anchor the row securely and keep the stitches from sliding around. When you get to the foundation chain, sc in the first chain you come to, (ch1, sk 1 ch, sc in next chain) until you are opposite a dc3tog from row 2, ch1, close the 'keyhole' by sc in the chain st opposite the **next** dc3tog from row 2, continue working the linen stitch as previously established to the end of the neckline. Turn.

Row 2 Ch1, sc in first sc, sc in ch1-sp, (ch1, sc in next ch1-sp) across to last ch1-sp, sc in last sc. Turn.

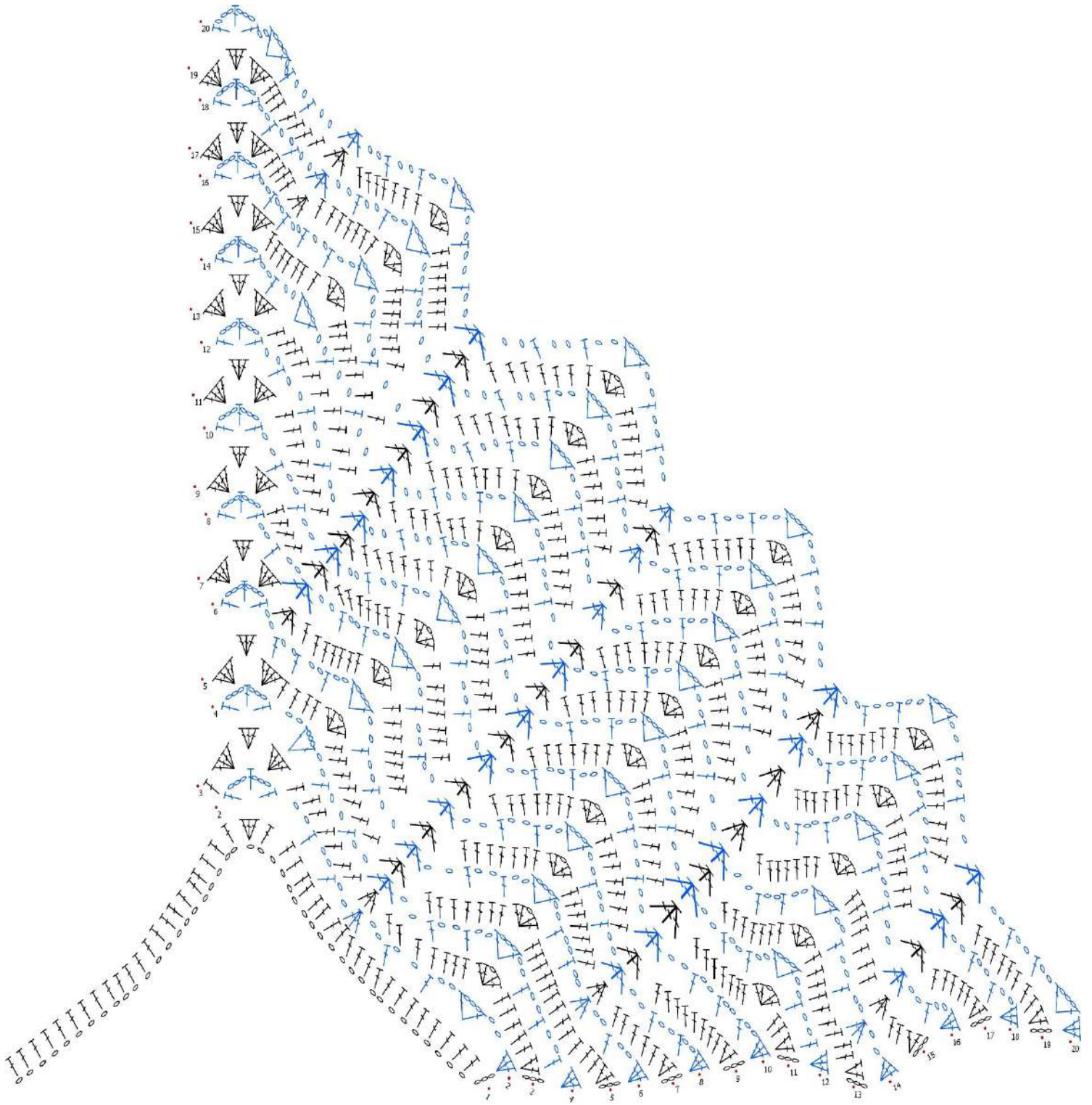
Row 3 Ch1, sc in first sc, (ch1, sc in next ch1-sp) across to last ch1-sp, ch1, sc in last sc. Turn.

Row 4-5 Repeat rows 2-3.

Fasten off. Weave in ends. Block shawl according to yarn manufacturer's instructions. Tips for blocking the shawl follow later in the pattern.

### Fringe

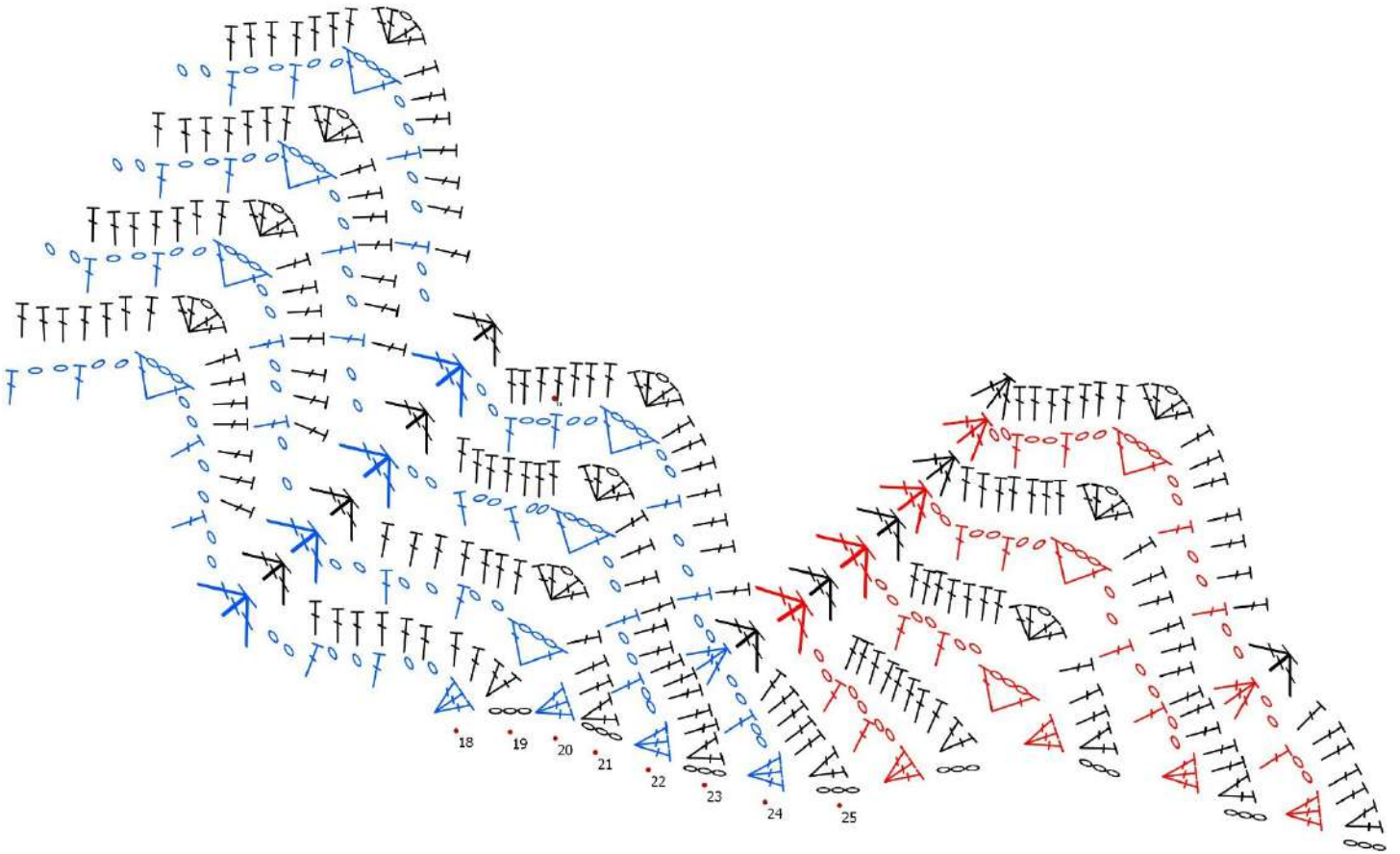
Cut 65 16" pieces of yarn. Using 5 strands of yarn at a time, fold the yarn in half, insert folded loop of the yarn into a chevron peak/ch1-sp (make it large enough to pull the 'tails' of the yarn through). Pull the yarn tails through the folded loop, pull down to tighten. Add fringe to the center/apex stitch.



This chart shows the foundation chain and first 20 rows

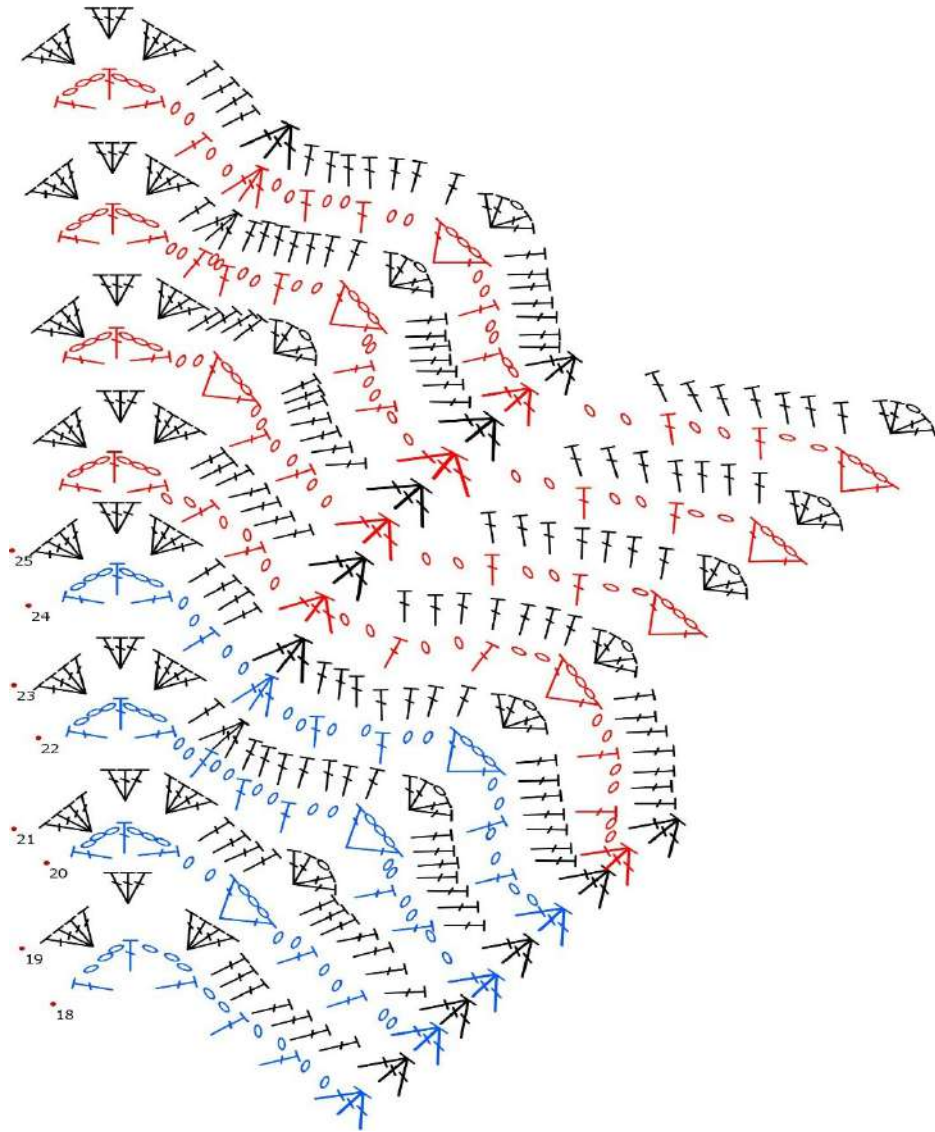


This chart starts on row 20—it's only a reference for stitch placement for row 21. Rows 21-25 finish out the main body. This chart only shows row beginning/ending and apex. The main body stitch pattern that is already established stays the same throughout.



To make a larger shawl, repeat rows 18-25: this chart shows row beginnings/endings repeat





To make shawl larger, repeat rows 18-25: this chart shows apex repeat



Image to show the first 6 rows. The progression and shape is a little different than is typical of shawl construction.



14 rows- more than 1/2 way through the pattern for the main body. The chevron pattern makes the neckline a little wibbly-wobbly. This will be corrected by adding the linen stitch neckline and blocking.



During the first row of linen stitch, the keyhole in the center of the back is formed by sc in one foundation chain stitch opposite from a dc3tog cluster, ch1, sc in the foundation chain stitch opposite the next dc3tog cluster. This also helps pull the neckline straighter. Or if you want a more Faroese shaped shawl, omit the keyhole and just work the linen stitch straight across.



The shawl before blocking may look a little wonky. To block the shawl, first pull the neckline straight, and pin it into place. This will take care of most of the scrunching. The rest will be sorted by gently pulling the peaks/points/tips of the chevrons downwards and outwards. Doing so will pull the fabric flat. Steam-block acrylic. Wool or natural fibers can be wet-blocked to hold their shape.



I promise it will lie flat and straight!!