

amicomo4-1 Bucket Hat

© Pierrot Yarns (Gosyo Co., Ltd.). Translation by Linda Lanz.



Materials

- Pierrot Yarns Saratto UV [60% acrylic, 40% cotton; 79 yds/72m per 1.06 oz./30g skein];
 - color #1 white; 1 skein [small amount]
 - color #3 biscuit; 3 skeins [90g]
- 3.0mm (approx. US C or D) crochet hook or size necessary to achieve gauge

Gauge

Gauge measured in a swatch 10cm/4" square.

- pattern stitch: 26.5 sts and 22 rows

Finished measurements

- head circumference 54cm/21.26"

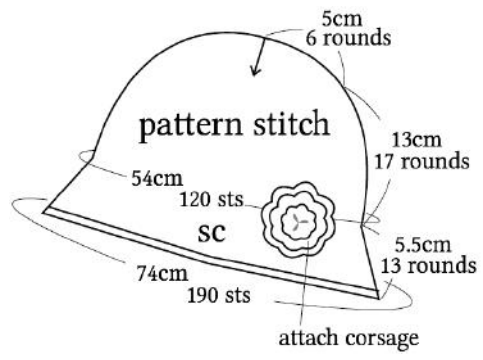
Crochet Tips

Top: Create magic ring. Referring to schematics, work 6 rounds of double crochet (US) while increasing.

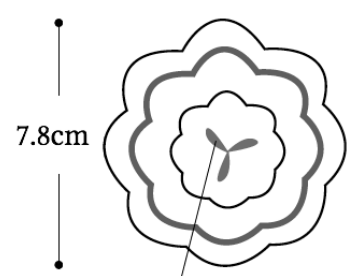
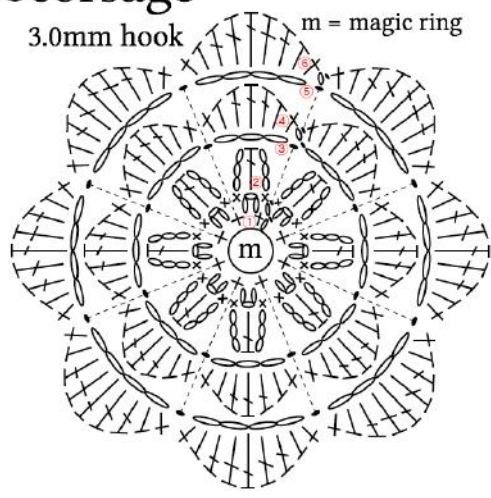
Crown: Referring to schematics, crochet rounds 7–23 in pattern stitch and single crochet (US).

Brim: Work 13 rounds of single crochet (US), increasing as indicated in schematics. Change to color #1 white for last round (round 36).

Finishing: Changing colors as indicated, crochet corsage and attach to body of hat.



● corsage



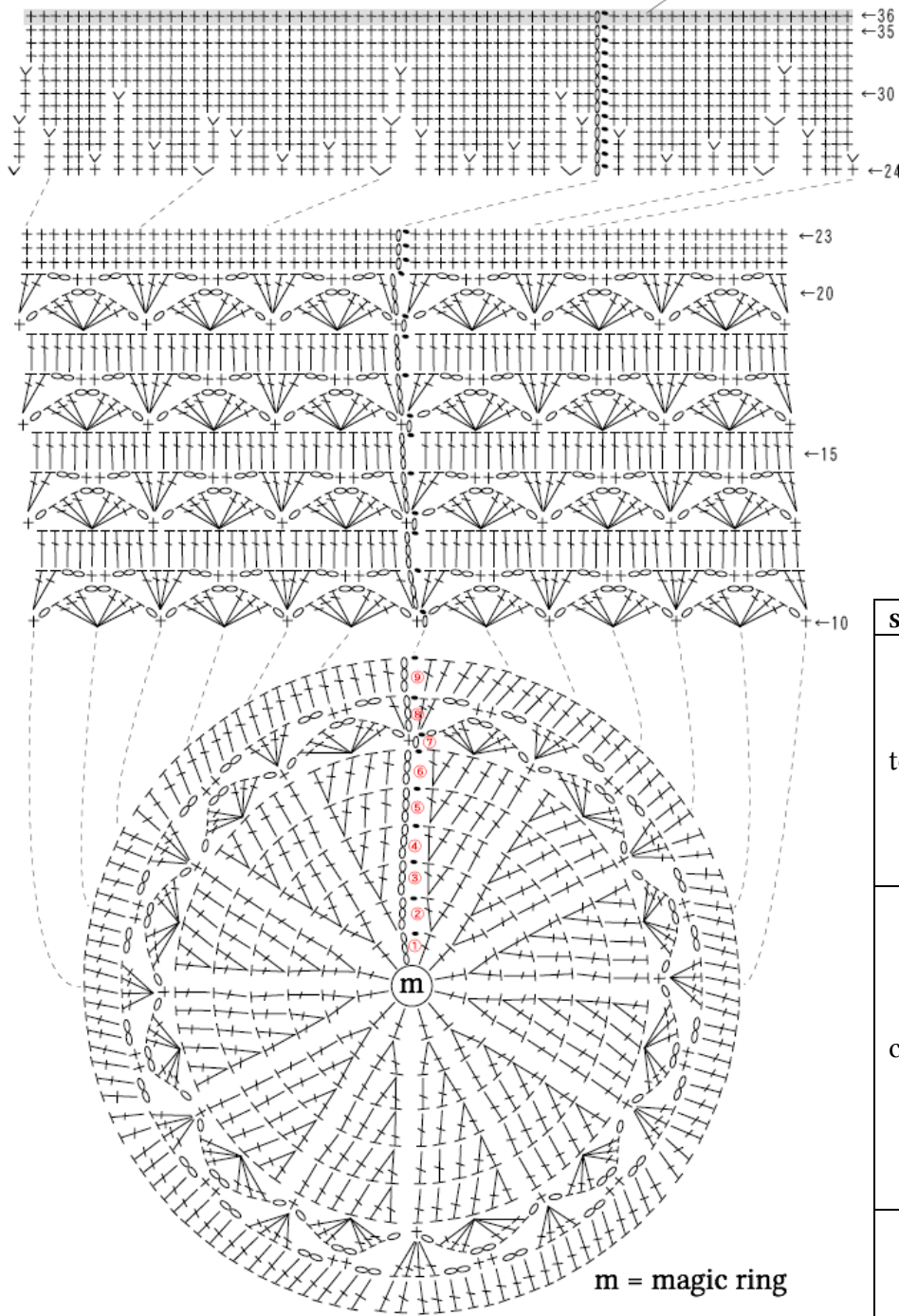
Center of flower: using color #3 biscuit, sew three bullion rose stitches (5 wraps each).

Color sequence:

- Rounds 1-3: #1 white
- Rounds 4-5: #3 biscuit
- Round 6: #1 white

●body of hat (3.0mm hook)

#1 white



Color sequence:

Rounds 1–35: #3 biscuit

Round 36: #1 white

| section | round | st count |
|---------|-------|------------|
| top | 1 | 12 |
| | 2 | 24 (+12) |
| | 3 | 36 (+12) |
| | 4 | 48 (+12) |
| | 5 | 60 (+12) |
| | 6 | 72 (+12) |
| | 7-8 | 12 repeats |
| | crown | 9 |
| 10-11 | | 12 repeats |
| 12 | | 120 |
| 13-14 | | 12 repeats |
| 15 | | 120 |
| 16-17 | | 12 repeats |
| 18 | | 120 |
| 19-20 | | 12 repeats |
| 21-23 | | 120 |
| brim | 24 | 132 (+12) |
| | 25 | 144 (+12) |
| | 26 | 156 (+12) |
| | 27 | 168 (+12) |
| | 28 | 180 (+12) |
| | 29 | 180 |
| | 30 | 185 (+5) |
| | 31 | 185 |
| | 32 | 190 (+5) |
| | 33 | 190 |
| 34-36 | 190 | |