



DESIGN N°

10560

EASY

CROCHET

SIRDAR

WEST YORKSHIRE
Est_1880



WEST YORKSHIRE
BRITISH
DESIGN,
EXPERTISE AND
CRAFTSMANSHIP
TRUSTED BY
GENERATIONS
OF HAND
KNITTERS
EST_1880

WE TRIPLE-CHECK
OUR PATTERNS TO
GUARANTEE SUCCESS
WHEN YOU USE
SIRDAR YARNS

STORIES

DOUBLE KNITTING

ONE SIZE

MORE COLOURS
ON BACK PAGE



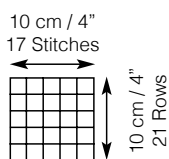
STORIES

DOUBLE KNITTING



“My friend saw my Festival crochet top on my Instagram and asked me to make her one too! I’ll use one of the other colourways on the pattern so we don’t match!”

TENSION & CROCHET HOOK



(Double Crochet Pattern)

4.00 / UK8 - USA F/5



Established in West Yorkshire in 1880, Sirdar is a British yarn company with a rich hand knitting heritage. Generations of families have grown up wearing Sirdar hand knitting yarns and designs.

Each season, we complement your favourite Sirdar classics with the latest yarn innovations and effects for fashionable knits. And we triple check every stylish Sirdar pattern to guarantee a successful knit with the recommended Sirdar yarn.

Cool, comfortable natural cotton is perfect for summer makes and this cotton rich acrylic blend creates lighter garments that keep their shape.

TRY THESE SHADES

Turn to the back page to choose your favourite.



803 Pillow Talk



812 Sunseekers




806 Dreamers



819 Pool Party

MEASUREMENTS

Circumference		56 cm 22"
Yarn * No Balls		2
Yarn You also need	F137 Stories, DK, 50g, shade 839 Silent Disco or 803 Pillow Talk I 4.00 (UK8 - USA F/5) Crochet Hook and Stitch Marker	

*Average number of balls required when you use the specified Sirdar yarn and tension shown

STITCHES & ABBREVIATIONS

NB These instructions use UK crochet terms throughout - US terms are given in brackets below where applicable

BLO - back loop only

dc - double crochet (US single crochet)

DK - double knitting

g - grammes

rnd(s) - round(s)

ss - slip stitch

HAT

Make a magic ring.

1st Rnd. 6dc into magic ring.

2nd Rnd. (2dc into next dc) 6 times. 12dc.

3rd Rnd. (1dc into next dc, 2dc into next dc) 6 times. 18dc.

4th Rnd. (1dc into each of next 2dc, 2dc into next dc) 6 times. 24dc.

5th Rnd. (1dc into each of next 3dc, 2dc into next dc) 6 times. 30dc.

6th Rnd. (1dc into each of next 4dc, 2dc into next dc) 6 times. 36dc.

7th Rnd. (1dc into each of next 5dc, 2dc into next dc) 6 times. 42dc.

8th Rnd. (1dc into each of next 6dc, 2dc into next dc) 6 times. 48dc.

9th Rnd. (1dc into each of next 7dc, 2dc into next dc) 6 times. 54dc.

10th Rnd. (1dc into each of next 8dc, 2dc into next dc) 6 times. 60dc.

11th Rnd. (1dc into each of next 9dc, 2dc into next dc) 6 times. 66dc.

12th Rnd. (1dc into each of next 10dc, 2dc into next dc) 6 times. 72dc.

13th Rnd. (1dc into each of next 11dc, 2dc into next dc) 6 times. 78dc.

14th Rnd. (1dc into each of next 12dc, 2dc into next dc) 6 times. 84dc.

15th Rnd. (1dc into each of next 13dc, 2dc into next dc) 6 times. 90dc.

16th Rnd. (1dc into each of next

14dc, 2dc into next dc) 6 times.

96dc.

17th Rnd. 1dc into BLO of each dc. 96dc.

18th to 33rd Rnd. 1dc into each dc.

34th Rnd. 1dc into BLO of each dc.

35th Rnd. (1dc into each of next 7dc, 2dc into next dc) 12 times. 108dc.

36th Rnd. 1dc into each dc.

37th Rnd. (1dc into each of next 3dc, 2dc into next dc, 1dc into each of next 5dc) 12 times. 120dc.

38th Rnd. 1dc into each dc.

39th Rnd. (1dc into each of next 9dc, 2dc into next dc) 12 times. 132dc.

40th and 41st Rnds. 1dc into each dc.

42nd Rnd. (1dc into each of next 5dc, 2dc into next dc, 1dc into each of next 5dc) 12 times. 144dc.

43rd and 44th Rnds. 1dc into each dc.

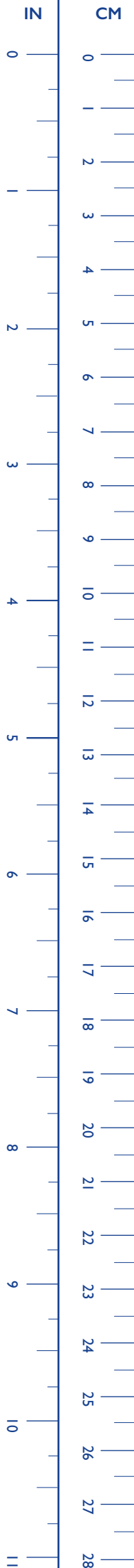
45th Rnd. (1dc into each of next 11dc, 2dc into next dc) 12 times. 156dc.

46th and 47th Rnds. 1dc into each dc.

Ss into next dc, fasten off.

TO COMPLETE

See ball band for washing and care instructions.



STORIES

DOUBLE KNITTING

CHOOSE YOUR FAVOURITE COLOUR

803 Pillow Talk



812 Sunseekers



806 Dreamers



819 Pool Party