



Bruinen

Yarn : Wolle Kunterbunt mit Herz
Blue Moments 1000m 3ply
Hook 4mm
Shawl size : 2,07 x 87cm

US terms :

ch - chain
sc - single crochet
dc - double crochet
dc3tog - 3 double crochets together
fan - (1 dc, ch 1, 1 dc, ch 1, 1 dc, ch 1, 1dc,
ch 1, 1dc) in one stitch

Turn your project after every row

Ch 4 , join into ring with sl st (slip stitch)

Row 1 : ch 4, 5 dc into the ring, ch 2, 5 dc into the ring, ch 1, 1 dc into the ring

Row 2 : ch 4, 2 dc around ch, dc in each following 5 stitches,

(3 dc, ch 2, 3 dc) into ch-space = middle

dc in each following 5 stitches, 2 dc around ch ch 1, 1 dc in third ch of previous row

Row 3 : ch 4, 2 dc around ch, ch 1, skip 1, 1 sc in next stitch, ch 1, skip 3, fan into next stitch, ch 1,
skip 3, 1 sc in next stitch,
2 sc into ch-space = middle



1 sc in next stitch, ch 1, skip 3, fan into next stitch, ch 1, skip 3, 1 sc in next stitch, ch 1, skip 1, 2 dc around ch, ch 1, 1 dc in third ch of previous row

Row 4 : ch 4, 2 dc around ch, ch 2, skip (2dc & 1ch), 1 sc in sc, ch 5, skip (1 ch, 1dc, 1ch, 1dc, 1ch), 1 sc in next dc, ch 5, skip (1ch, 1dc, 1ch, 1dc, 1ch), 1 sc in sc,

ch 4 = middle

skip 2 sc, 1 sc in sc, ch 5, skip (1 ch, 1dc, 1ch, 1dc, 1ch), 1 sc in next dc, ch 5, skip (1ch, 1dc, 1ch, 1dc, 1ch), 1 sc in sc, ch 2, skip (1ch & 2dc), 2 dc around ch, ch 1, 1 dc in third ch of previous row

Row 5 : ch 4, 2 dc around ch, ch 1, skip 1, 1 sc in next stitch, 1 sc in ch-space, ch 3, skip 1 sc, 3 sc in ch-space, 1 sc in sc, 3 sc in next ch-space, ch 2, skip 1 sc,

(2 dc, ch 2, 2 dc) in ch-space = middle

ch 2, skip 1 sc, 3 sc in ch-space, 1 sc in sc, 3 sc in next ch-space, ch 3, skip 1 sc, 1 sc in ch-space, 1 sc in next dc, ch 1, skip 1, 2 dc around ch, ch 1, 1 dc in third ch of previous row

Row 6 : ch 4, 2 dc around ch, dc in each following 5 stitches, 2 dc in ch-space, dc in each following 7 stitches, 1 dc in ch-space, dc in each following 2 stitches,

(2 dc, ch 2, 2 dc) in ch-space = middle

dc in each following 2 stitches, 1 dc in ch-space, dc in each following 7 stitches, 2 dc in ch-space, dc in each following 5 stitches, 2 dc around ch, ch 1, 1 dc in third ch of previous row

Row 7 : ch 4, 2 dc around ch, ch 1,

skip 1, dc in next stitch, ch 1 *-repeat until middle

(2 dc, ch 2, 2 dc) in ch-space = middle

ch 1,

skip 1, dc in next stitch, ch 1 *-repeat until increase

2 dc around ch, ch 1, 1 dc in third ch of previous row

Row 8 : ch 4, 2 dc around ch, dc in each following stitches until the middle

(2 dc, ch 2, 2 dc) in ch-space = middle

dc in each following stitches until increase, 2 dc around ch, ch 1, 1 dc in third ch of previous row

Row 9 : ch 4, 2 dc around ch, dc in each following stitches until the middle

(2 dc, ch 2, 2 dc) in ch-space = middle

dc in each following stitches until increase, 2 dc around ch, ch 1, 1 dc in third ch of previous row

Row 10 : ch 4, 2 dc around ch, 1 sc in next stitch,

ch 1, skip 3, fan into next stitch, ch 1, skip 3, 1 sc in next stitch *-repeat until middle

2 sc in ch-space = middle

1 sc in next stitch,

ch 1, skip 3, fan into next stitch, ch 1, skip 3, 1 sc in next stitch *-repeat until increase

2 dc around ch, ch 1, 1 dc in third ch of previous row

Row 11 : ch 4, 2 dc around ch, ch 2, skip 2, 1 sc in sc,

ch 5, skip (1 ch, 1dc, 1ch, 1dc, 1ch), 1 sc in next dc, ch 5, skip (1ch, 1dc, 1ch, 1dc, 1ch), 1 sc in sc *-repeat until middle

ch 4 = middle

skip 2, 1 sc in sc,

ch 5, skip (1 ch, 1dc, 1ch, 1dc, 1ch), 1 sc in next dc, ch 5, skip (1ch, 1dc, 1ch, 1dc, 1ch), 1 sc in sc *-repeat until 2 stitches before increase,

ch 2, skip 2, 2 dc around ch, ch 1, 1 dc in third ch of previous row

Row 12 : ch 4, 2 dc around ch, ch 1, skip 1, 1 sc in next stitch, 1 sc in ch-space,

ch 3, skip 1 sc, 3 sc in ch-space, 1 sc in sc, 3 sc in next ch-space *-repeat until last ch-space before the middle,

ch 2, skip 1 sc,

(2 dc, ch 2, 2 dc) in ch-space = middle

ch 2, skip 1 sc,

3 sc in ch-space, 1 sc in sc, 3 sc in next ch-space, ch 3, skip 1 sc *-repeat until last ch-space before increase,

1 sc in ch-space, 1 sc in next dc, ch 1, skip 1, 2 dc around ch, ch 1, 1 dc in third ch of previous row

Row 13 : ch 4, 2 dc around ch, dc in each following 5 stitches,

into ch-space dc3tog, dc in each following 7 stitches *-repeat until ch-space before the middle,

2 dc in ch-space, dc in each following 2 stitches,

(2 dc, ch 2, 2 dc) in ch-space = middle

dc in each following 2 stitches, 2 dc in ch-space,

dc in each following 7 stitches, into ch-space dc3tog *-repeat until 5 stitches before increase

dc in each following 5 stitches, 2 dc around ch, ch 1, 1 dc in third ch of previous row

Row 14 : ch 4, 2 dc around ch, ch 1,

skip 1, dc in next stitch, ch 1 *-repeat until middle

(2 dc, ch 2, 2 dc) in ch-space = middle

ch 1,

skip 1, dc in next stitch, ch 1 *-repeat until increase

2 dc around ch, ch 1, 1 dc in third ch of previous row

Row 15 : ch 4, 2 dc around ch, dc in each following stitches until the middle

(2 dc, ch 2, 2 dc) in ch-space = middle

dc in each following stitches until increase, 2 dc around ch, ch 1, 1 dc in third ch of previous row

Row 16 : ch 4, 2 dc around ch, dc in each following stitches until the middle

(2 dc, ch 2, 2 dc) in ch-space = middle

dc in each following stitches until increase, 2 dc around ch, ch 1, 1 dc in third ch of previous row

Repeat the rows 10 till 16

Edge : ch 1, 1 sc in first stitch, *sc + Picot in next stitch, sc in each following 5 stitches* *-repeat

Block shawl and weave in the ends. Enjoy :)



chain



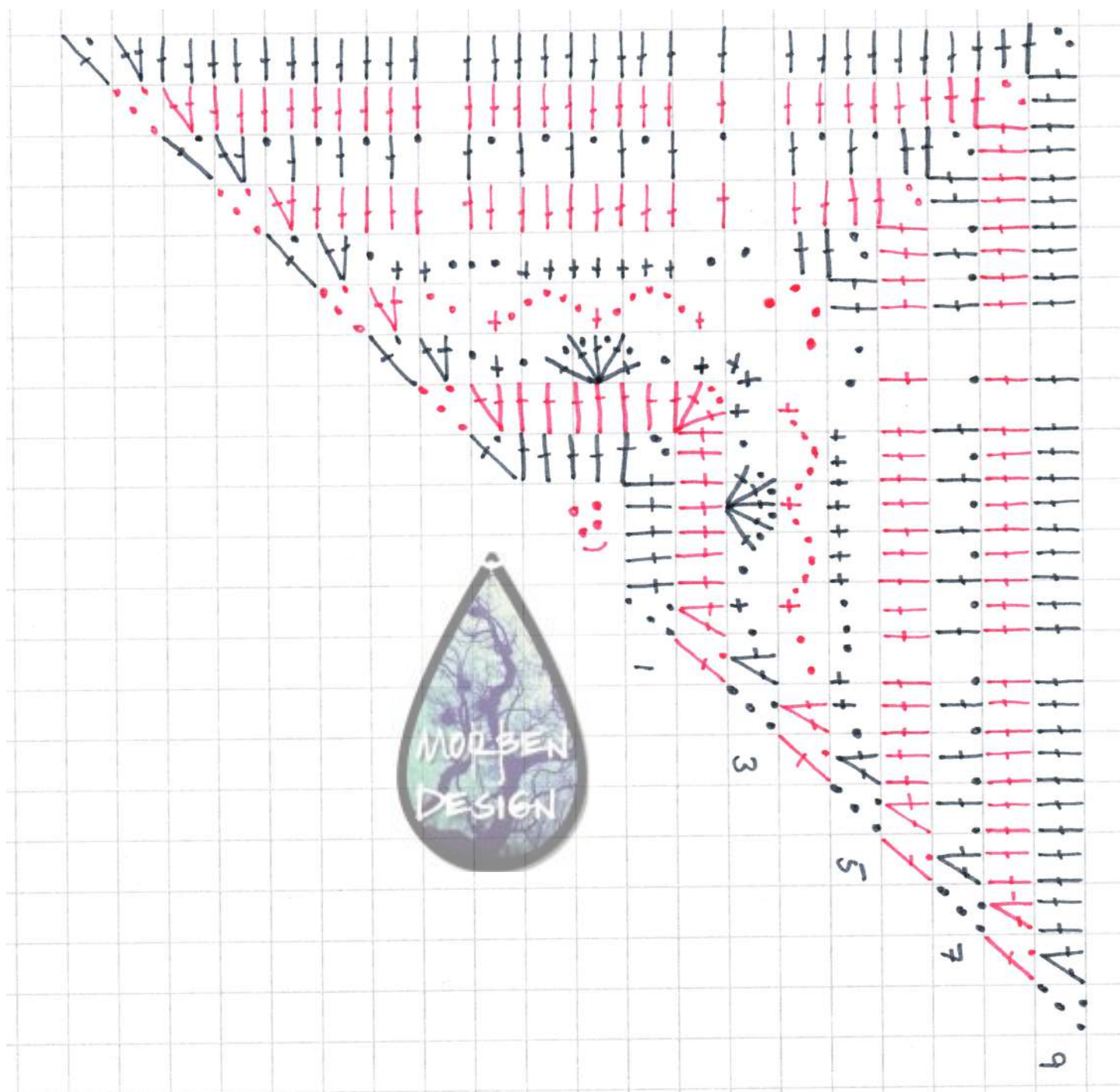
single crochet



double crochet

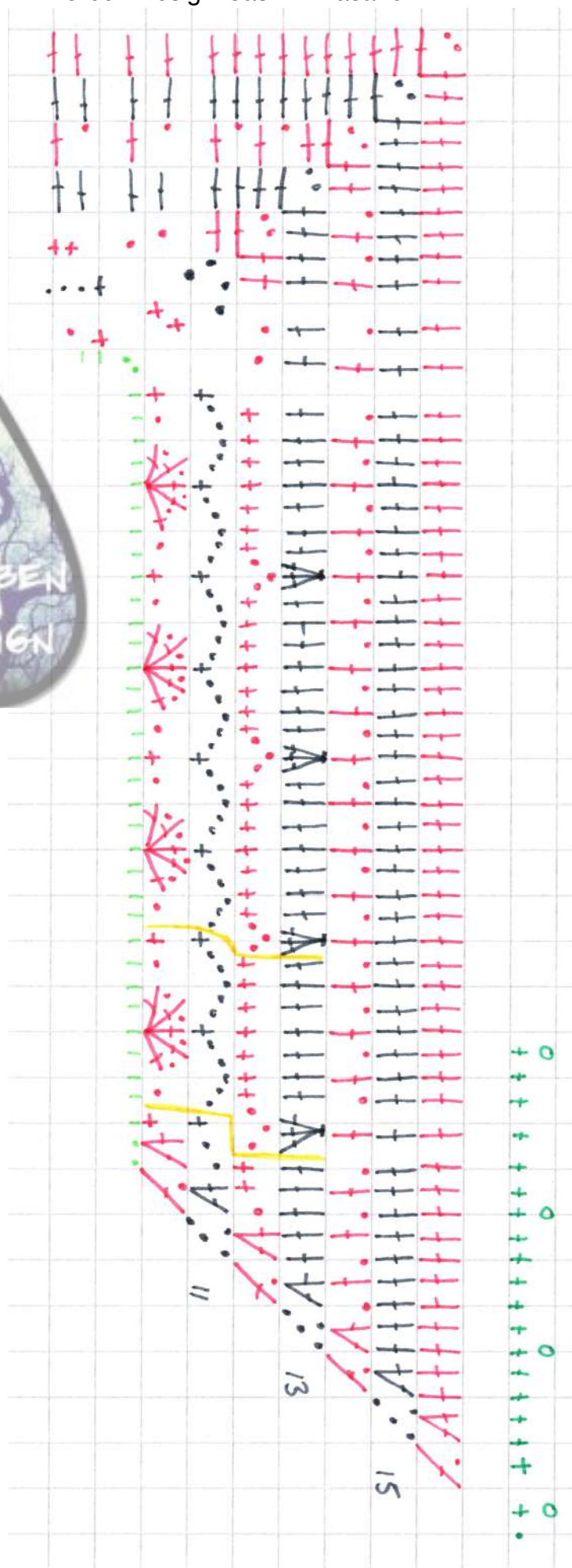


dc3tog





Repeat rows 10 till 16

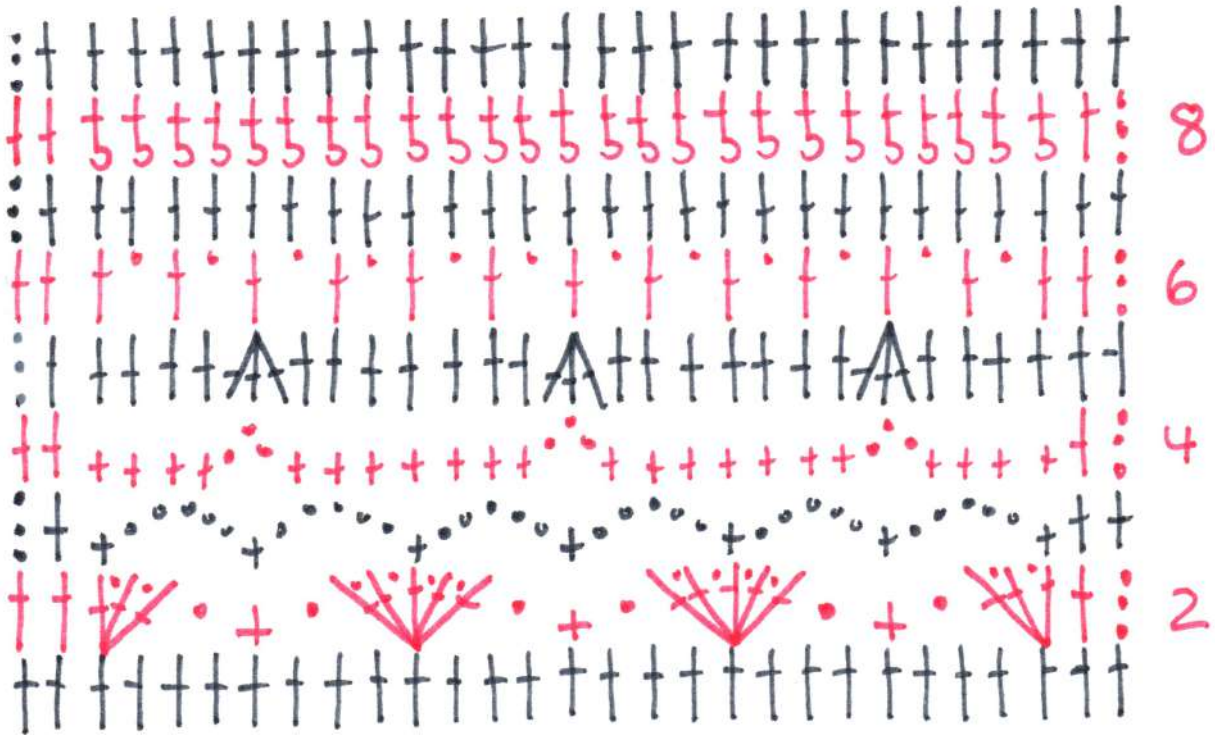


Extra 1 : Scarf or Stole

Start with a double crochet foundation chain.

Stitch number a multiple of 8 + 13

Repeat 2 - 9



Extra 2 : Square for a shrug or blanket

Worked in rounds. Every row ends with a slip stitch and starts with 3 chain (counts as 1 dc)

After round 13 start again with round 6

Chart on the following page

